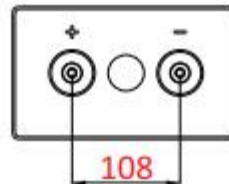
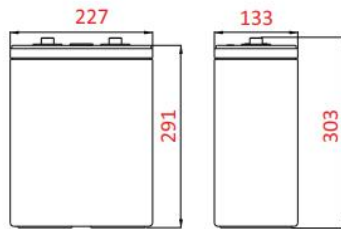


PHYSICAL SPECIFICATION

Nominal Voltage		2V	
Nominal Capacity (10HR)		300Ah	
Dimension	Length	227±2mm	(8.94 inches)
	Width	133±2mm	(5.24 inches)
	Container Height	291±2mm	(11.45 inches)
	Total Height	303±2mm	(11.93 inches)
Weight		Approx. 24 Kg (52.9lbs) ±5%	
Standard Terminal		Bolt-and-nuts terminal Bolt Type: M8	



ELECTRICAL SPECIFICATION

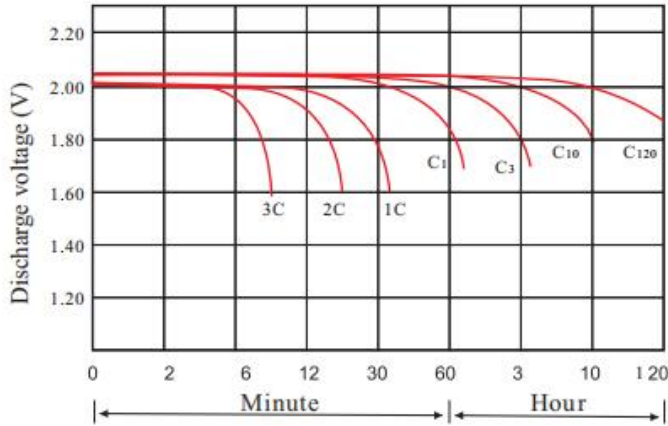
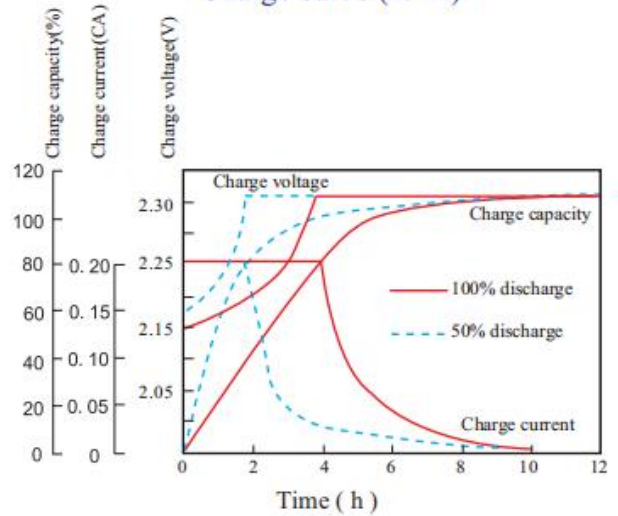
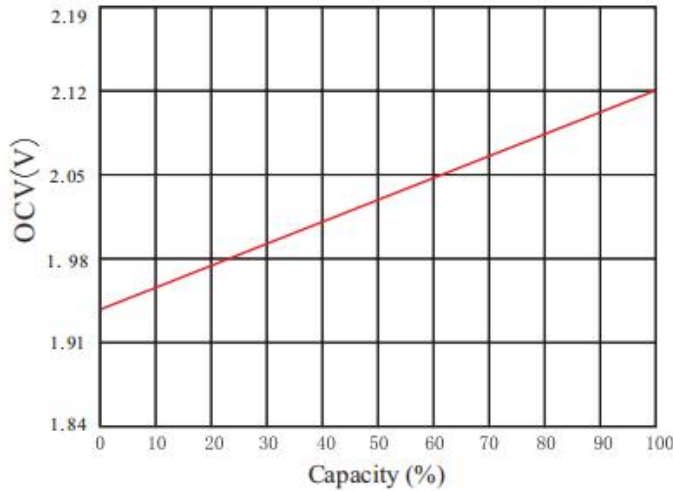
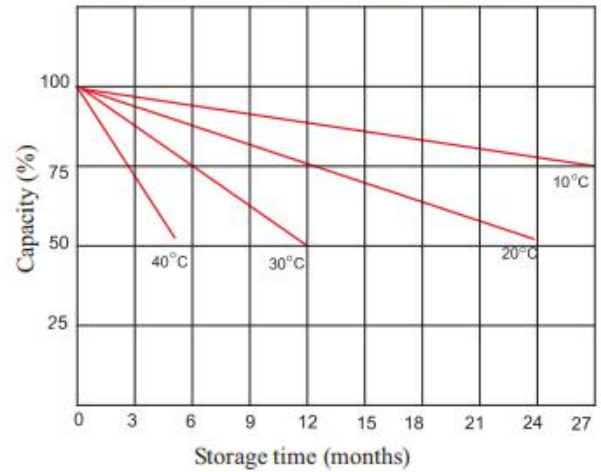
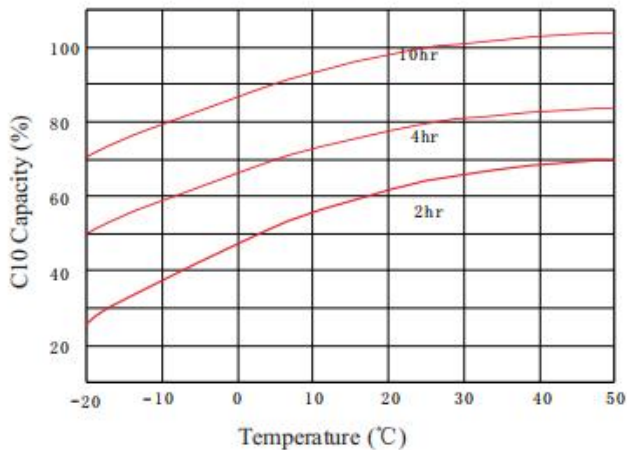
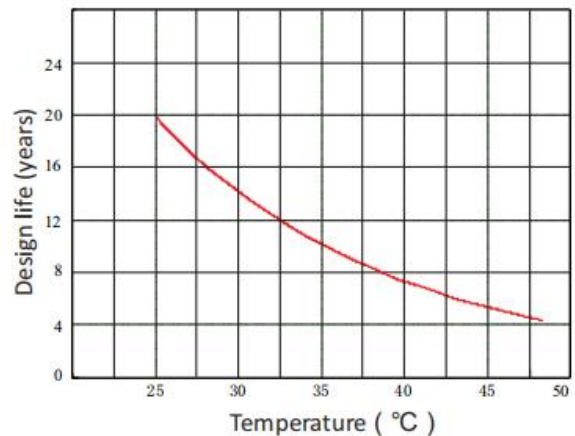
Characteristics			Application
Capacity	120 hour rate (3A to 1.85v/cell) 10 hour rate (30A to 1.80v/cell)	360Ah 300Ah	<ul style="list-style-type: none"> ● Home energy storage system ● Smart power grids and microgrid system ● Distributed energy storage system ● Hybrid energy storage system such as solar and wind ● Solar power generation grid/off-grid energy storage system ● Emergency lighting system ● Generator and battery hybrid energy system ● Other standby, cycling system
Operating Temp. Range	Operation(recommended):15°C~25°C Operation(maximum):-40°C~50°C		
Designed life	20 years (floating) at 25°C(77 °F)		
Internal Resistance	0.39 mΩ		
Short-Circuit Current	4752A		
Max. charging current	90A		
Max. constant charging current	60A		
Constant Voltage Charge	Cycle	2.30V/cell (25°C)	
	Floating	2.25V/cell (25°C)	

CONSTANT CURRENT DISCHARGE RATING A@25°C

F.V/TIME	1h	3h	5h	8h	10h	24h	48h	72h	120h
1.75V	169.6	78.0	54.2	37.9	31.6	14.1	7.30	5.00	3.20
1.80V	158.9	75.6	52.9	37.2	30.9	13.9	7.10	4.90	3.10
1.83V	148.8	73.1	51.7	36.5	30.2	13.6	7.00	4.80	3.00
1.85V	143.4	71.7	51.1	36.1	30.1	13.4	6.90	4.70	3.00
1.88V	137.4	70.2	50.6	35.7	29.8	13.3	6.90	4.60	3.00

CONSTANT POWER DISCHARGE RATING WATT PER CELL@25°C

F.V/TIME	15min	30min	1h	2h	3h	4h	5h	8h	10h
1.75V	740.1	546.4	342.6	224.6	160.4	131.6	111.8	73.6	61.8
1.80V	686.1	528.5	334.6	220.4	154.7	127.3	108.7	71.7	60.8
1.83V	653.4	500.7	322.7	211.5	150.9	125.5	106.4	70.3	59.7
1.85V	632.1	474.4	304.3	202.6	146.5	122.4	103.6	69.3	58.5
1.88V	556.7	443.9	286.0	188.3	141.5	118.2	100.2	67.4	57.1

Discharge curve at different rate (25 °C)

Charge curve (25 °C)

Capacity vs OCV curve

Residue capacity vs storage time

Capacity vs temperature curve

Design life vs temperature


(Note) All above information shall be changed without prior notice, Shimastu reserves the right to explain and update the latest information.