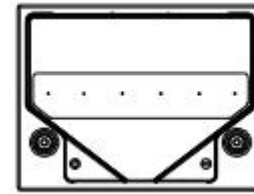
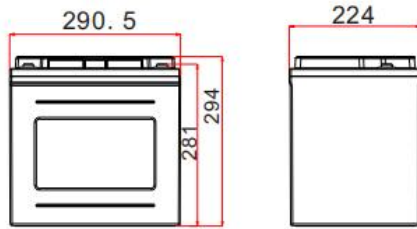


PHYSICAL SPECIFICATION

Nominal Voltage Nominal Capacity (100HR)		12V 120Ah
Dimension	Length	290.5±2mm (11.44 inches)
	Width	224±2mm (8.82 inches)
	Container Height	281±2mm (11.06 inches)
	Total Height	294±2mm (11.57 inches)
Weight		Approx. 51.0 Kg ±5% (112.4lbs)
Standard Terminal		Bolt-and-nuts terminal Bolt Type: M8



ELECTRICAL SPECIFICATION

Characteristics			Application
Capacity	100 hour rate (1.2A to 1.85V/cell) 10 hour rate (12A to 1.80V/cell)	120Ah 100Ah	<ul style="list-style-type: none"> ● Home energy storage system ● Smart power grids and microgrid system ● Distributed energy storage system ● Hybrid energy storage system such as solar and wind ● Solar power generation grid/off-grid energy storage system ● Emergency lighting system ● Generator and battery hybrid energy system ● Other standby, cycling system
Operating Temp. Range	Operation(recommended):15°C~25°C Operation(maximum):-20°C~50°C		
Designed life	20 years (floating) at 25°C(77 °F)		
Internal Resistance	3.20 mΩ (acc. to IEC60896-21 clause 6.3)		
Short-Circuit Current	1996A		
Max. charging current	30A		
Max. constant charging current	20A		
Constant Voltage Charge	Cycle	2.30V/cell (25°C)	
	Floating	2.25V/cell (25°C)	

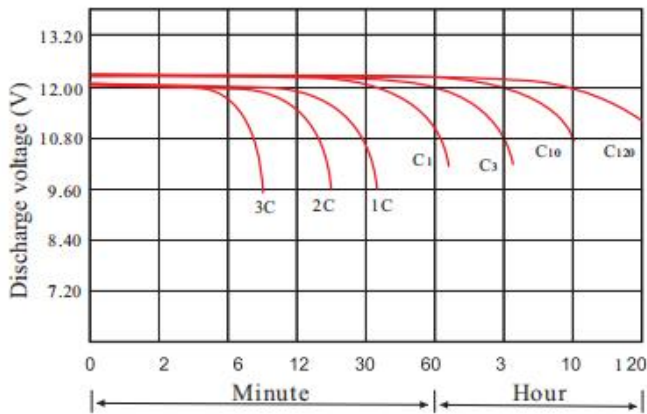
CONSTANT CURRENT DISCHARGE RATING A@25°C

F.V/TIME	60min	3h	5h	8h	10h	24h	48h	72h	120h
1.75V	57.12	26.26	18.23	12.78	10.24	4.74	2.45	1.68	1.07
1.80V	53.48	25.45	17.83	12.53	10.00	4.67	2.39	1.64	1.04
1.83V	50.10	24.65	17.37	12.32	9.81	4.57	2.34	1.61	1.02
1.85V	48.28	24.14	17.22	12.17	9.71	4.51	2.33	1.60	1.01
1.88V	46.26	23.64	17.02	12.02	9.66	4.47	2.31	1.58	1.01
1.90V	42.88	22.63	16.57	11.72	9.42	4.41	2.25	1.54	0.98

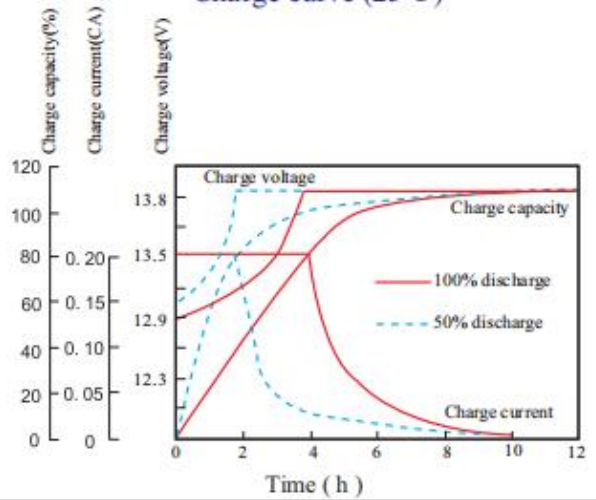
CONSTANT POWER DISCHARGE RATING WATT PER CELL@25°C

F.V/TIME	15min	30min	1h	2h	3h	4h	5h	8h	10h
1.75V	249.3	188.2	115.4	75.6	54.0	44.3	37.6	24.8	20.81
1.80V	226.7	182.2	112.7	74.2	52.1	42.9	36.6	24.1	20.51
1.83V	214.7	172.8	108.6	71.2	50.8	42.2	35.8	23.7	20.10
1.85V	208.6	163.9	102.5	68.2	49.3	41.2	34.9	23.3	19.70
1.88V	187.6	153.7	96.3	63.4	47.6	39.8	33.7	22.7	19.19

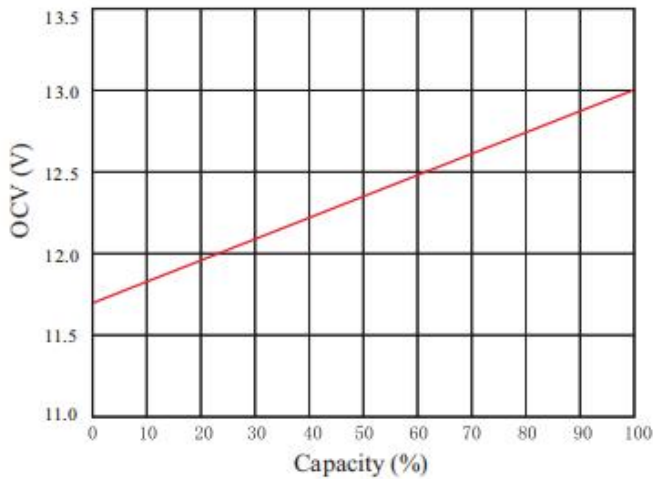
Discharge curve at different rate (25°C)



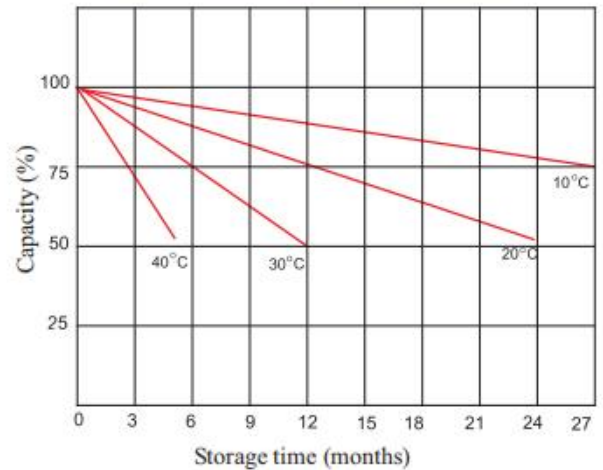
Charge curve (25°C)



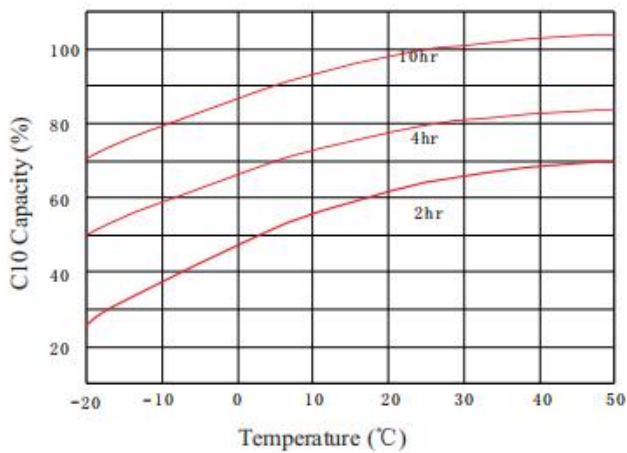
Capacity vs OCV curve



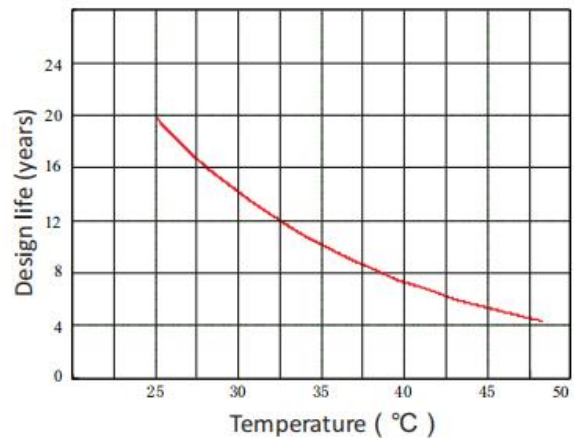
Residue capacity vs storage time



Capacity vs temperature curve



Design life vs temperature



(Note) All above information shall be changed without prior notice, Shimastu reserves the right to explain and update the latest information.